



Above & Beyond
BAHRIA SKY

A Project by



OZ DEVELOPERS
RISING BEYOND PVT. LTD

FOR FURTHER INQUIRY

+92 334 5054117




BAHRIA SKY
MALL & RESIDENCY

Above & Beyond

1ST TALLEST
APPROVED BUILDING
OF BAHRIA TOWN LAHORE

GROUND FLOOR

3D PLAN

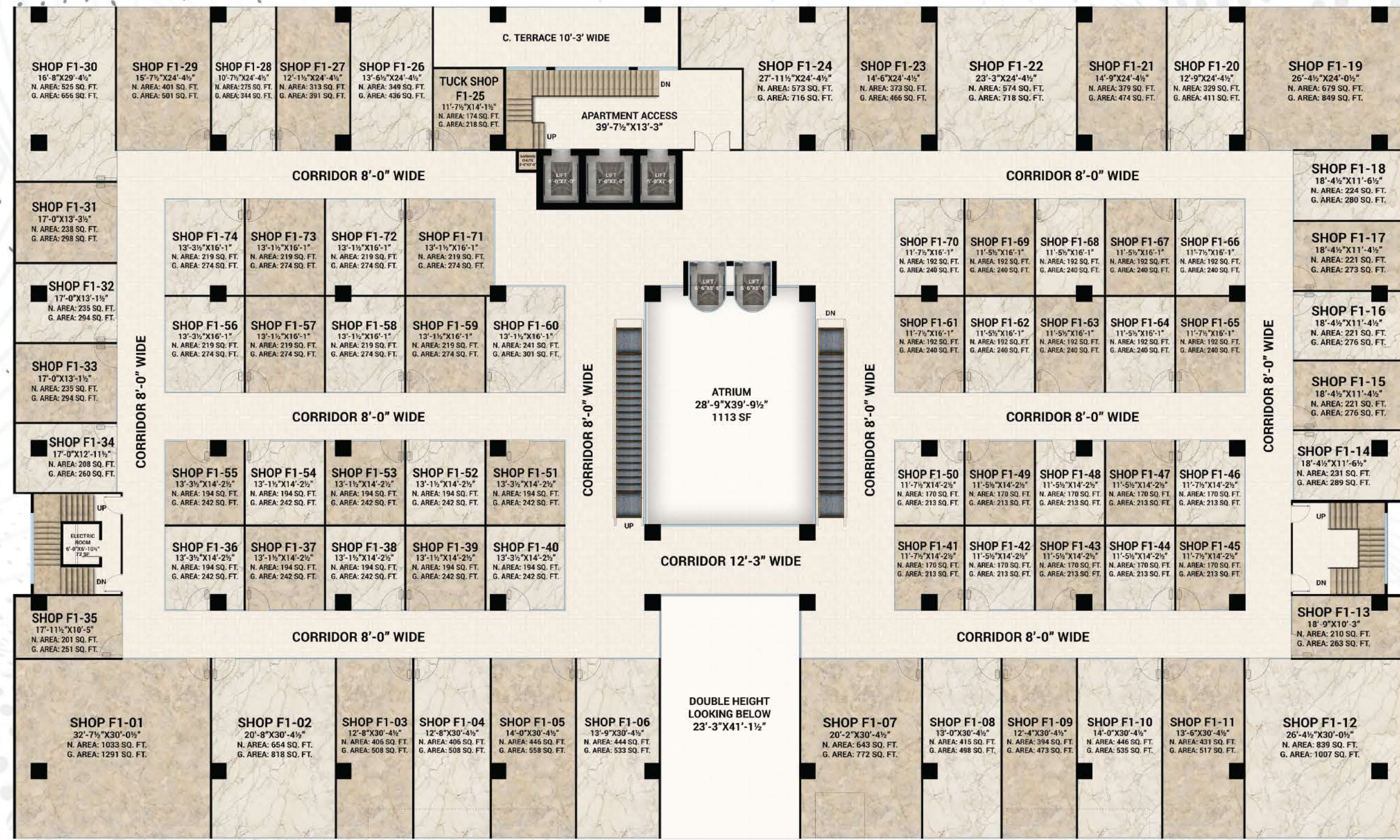


COMMERCIAL

PAYMENT PLAN

Sr No. / CATEGORY	SIZE (SF Approx NET AREA)	SIZE (SF Approx GROSS AREA)	Per sqft rate	Category charges if applicable	Grand Total	Down payment 30%	Biannual x 8 at 5% each	Monthly installments 40	Possession	
1	MAIN BOULEVARD	589	792	65,000	5,148,000	56,628,000	16,988,400	2,831,400	283,140	5,662,800
2	MAIN BOULEVARD	429	577	65,000	3,750,500	41,255,500	12,376,650	2,062,775	206,278	4,125,550
3	MAIN BOULEVARD	654	880	65,000	5,720,000	62,920,000	18,876,000	3,146,000	314,600	6,292,000
4	MAIN BOULEVARD	734	987	65,000	6,415,500	70,570,500	21,171,150	3,528,525	352,853	7,057,050
5	MAIN BOULEVARD	442	594	65,000	3,861,000	42,471,000	12,741,300	2,123,550	212,355	4,247,100
6	MAIN BOULEVARD	447	601	65,000	3,906,500	42,971,500	12,891,450	2,148,575	214,858	4,297,150
7	MAIN BOULEVARD	718	966	65,000	6,279,000	69,069,000	20,720,700	3,453,450	345,345	6,906,900
8	MAIN BOULEVARD	734	987	65,000	6,415,500	70,570,500	21,171,150	3,528,525	352,853	7,057,050
9	MAIN BOULEVARD	438	589	65,000	3,828,500	42,113,500	12,634,050	2,105,675	210,568	4,211,350
10	MAIN BOULEVARD	748	1,006	65,000	6,539,000	71,929,000	21,578,700	3,596,450	359,645	7,192,900
11	STANDARD	1,191	1,489	45,000	0	67,005,000	20,101,500	3,350,250	335,025	6,700,500
12	STANDARD CORNER	265	331	45,000	1,489,500	16,384,500	4,915,350	819,225	81,923	1,638,450
13	STANDARD	265	331	45,000	0	14,895,000	4,468,500	744,750	74,475	1,489,500
14	STANDARD CORNER & ATRIUM FACING	265	331	45,000	2,234,250	17,129,250	5,138,775	856,463	85,646	1,712,925
15	STANDARD CORNER & ATRIUM FACING	292	365	45,000	2,463,750	18,888,750	5,666,625	944,438	94,444	1,888,875
16	STANDARD	292	365	45,000	0	16,425,000	4,927,500	821,250	82,125	1,642,500
17	STANDARD CORNER	292	365	45,000	1,642,500	18,067,500	5,420,250	903,375	90,338	1,806,750
18	STANDARD	210	263	45,000	0	11,835,000	3,550,500	591,750	59,175	1,183,500
19	STANDARD CORNER & ATRIUM FACING	265	331	45,000	2,234,250	17,129,250	5,138,775	856,463	85,646	1,712,925
20	FACING 60 FT ROAD	749	1,022	50,000	5,110,000	56,210,000	16,863,000	2,810,500	281,050	5,621,000
21	FACING 60 FT ROAD	410	564	50,000	2,820,000	31,020,000	9,306,000	1,551,000	155,100	3,102,000
22	FACING 60 FT ROAD	542	743	50,000	3,715,000	40,865,000	12,259,500	2,043,250	204,325	4,086,500
23	STANDARD	217	260	50,000	0	13,000,000	3,900,000	650,000	65,000	1,300,000
24	FACING 60 FT ROAD	618	847	50,000	4,235,000	46,585,000	13,975,500	2,329,250	232,925	4,658,500
25	FACING 60 FT ROAD	676	928	50,000	4,640,000	51,040,000	15,312,000	2,552,000	255,200	5,104,000
26	FACING 60 FT ROAD	875	1,201	50,000	6,005,000	66,055,000	19,816,500	3,302,750	330,275	6,605,500


1st FLOOR 3D PLAN



COMMERCIAL PAYMENT PLAN

Sr No.	CATEGORY	SIZE (SF Approx NET AREA)	SIZE (SF Approx GROSS AREA)	Per sqft rate	Category charges if applicable	Grand Total	Down payment 30%	Biannual x 8 at 5% each	Monthly installments 40	Possession
1	MAIN BOULEVARD	1,033	1,291	27,000	3,485,700	38,342,700	11,502,810	1,917,135	191,714	3,834,270
2	MAIN BOULEVARD	654	818	27,000	2,208,600	24,294,600	7,288,380	1,214,730	121,473	2,429,460
3	MAIN BOULEVARD	406	508	27,000	1,371,600	15,087,600	4,526,280	754,380	75,438	1,508,760
4	MAIN BOULEVARD	446	558	27,000	1,506,600	16,572,600	4,971,780	828,630	82,863	1,657,260
5	MAIN BOULEVARD	444	533	27,000	1,439,100	15,830,100	4,749,030	791,505	79,151	1,583,010
6	MAIN BOULEVARD	643	772	27,000	2,084,400	22,928,400	6,878,520	1,146,420	114,642	2,292,840
7	MAIN BOULEVARD	415	498	27,000	1,344,600	14,790,600	4,437,180	739,530	73,953	1,479,060
8	MAIN BOULEVARD	394	473	27,000	1,277,100	14,048,100	4,214,430	702,405	70,241	1,404,810
9	MAIN BOULEVARD	446	535	27,000	1,444,500	15,889,500	4,766,850	794,475	79,448	1,588,950
10	MAIN BOULEVARD	431	517	27,000	1,395,900	15,354,900	4,606,470	767,745	76,775	1,535,490
11	MAIN BOULEVARD	839	1,006	27,000	2,716,200	29,878,200	8,963,460	1,493,910	149,391	2,987,820
12	STANDARD	210	263	27,000	0	7,101,000	2,130,300	355,050	35,505	710,100
13	STANDARD	231	289	27,000	0	7,803,000	2,340,900	390,150	39,015	780,300
14	STANDARD	221	276	27,000	0	7,452,000	2,235,600	372,600	37,260	745,200
15	STANDARD	224	280	27,000	0	7,560,000	2,268,000	378,000	37,800	756,000
16	FACING 60 FT ROAD	679	849	27,000	2,292,300	25,215,300	7,564,590	1,260,765	126,077	2,521,530
17	FACING 60 FT ROAD	329	411	27,000	1,109,700	12,206,700	3,662,010	610,335	61,034	1,220,670
18	FACING 60 FT ROAD	379	474	27,000	1,279,800	14,077,800	4,223,340	703,890	70,389	1,407,780
19	FACING 60 FT ROAD	574	718	27,000	1,938,600	21,324,600	6,397,380	1,066,230	106,623	2,132,460
20	FACING 60 FT ROAD	373	466	27,000	1,258,200	13,840,200	4,152,060	692,010	69,201	1,384,020
21	FACING 60 FT ROAD	573	716	27,000	1,933,200	21,265,200	6,379,560	1,063,260	106,326	2,126,520
22	FACING 60 FT ROAD	174	218	27,000	588,600	6,474,600	1,942,380	323,730	32,373	647,460
23	FACING 60 FT ROAD	349	436	27,000	1,177,200	12,949,200	3,884,760	647,460	64,746	1,294,920
24	FACING 60 FT ROAD	313	391	27,000	1,055,700	11,612,700	3,483,810	580,635	58,064	1,161,270
25	FACING 60 FT ROAD	275	344	27,000	928,800	10,216,800	3,065,040	510,840	51,084	1,021,680
26	FACING 60 FT ROAD	401	501	27,000	1,352,700	14,879,700	4,463,910	743,985	74,399	1,487,970
27	FACING 60 FT ROAD	525	656	27,000	1,771,200	19,483,200	5,844,960	974,160	97,416	1,948,320
28	STANDARD	238	298	27,000	0	8,046,000	2,413,800	402,300	40,230	804,600
29	STANDARD	235	294	27,000	0	7,938,000	2,381,400	396,900	39,690	793,800
30	STANDARD	208	260	27,000	0	7,020,000	2,106,000	351,000	35,100	702,000
31	STANDARD	201	251	27,000	0	6,777,000	2,033,100	338,850	33,885	677,700
32	STANDARD CORNER	194	242	27,000	653,400	7,187,400	2,156,220	359,370	35,937	718,740
33	STANDARD	194	242	27,000	0	6,534,000	1,960,200	326,700	32,670	653,400
34	STANDARD CORNER & ATRIUM FACING	194	242	27,000	980,100	7,514,100	2,254,230	375,705	37,571	751,410
35	STANDARD CORNER & ATRIUM FACING	170	213	27,000	862,650	6,613,650	1,984,095	330,683	33,068	661,365
36	STANDARD	170	213	27,000	0	5,751,000	1,725,300	287,550	28,755	575,100
37	STANDARD CORNER	170	213	27,000	575,100	6,326,100	1,897,830	316,305	31,631	632,610
38	STANDARD CORNER	219	274	27,000	739,800	8,137,800	2,441,340	406,890	40,689	813,780
39	STANDARD	219	274	27,000	0	7,398,000	2,219,400	369,900	36,990	739,800
40	STANDARD CORNER & ATRIUM FACING	241	301	27,000	1,219,050	9,346,050	2,803,815	467,303	46,730	934,605
41	STANDARD CORNER & ATRIUM FACING	192	240	27,000	972,000	7,452,000	2,235,600	372,600	37,260	745,200
42	STANDARD	192	240	27,000	0	6,480,000	1,944,000	324,000	32,400	648,000
43	STANDARD CORNER	192	240	27,000	648,000	7,128,000	2,138,400	356,400	35,640	712,800
44	STANDARD CORNER	243	304	27,000	820,800	9,028,800	2,708,640	451,440	45,144	902,880

2nd FLOOR 3D PLAN

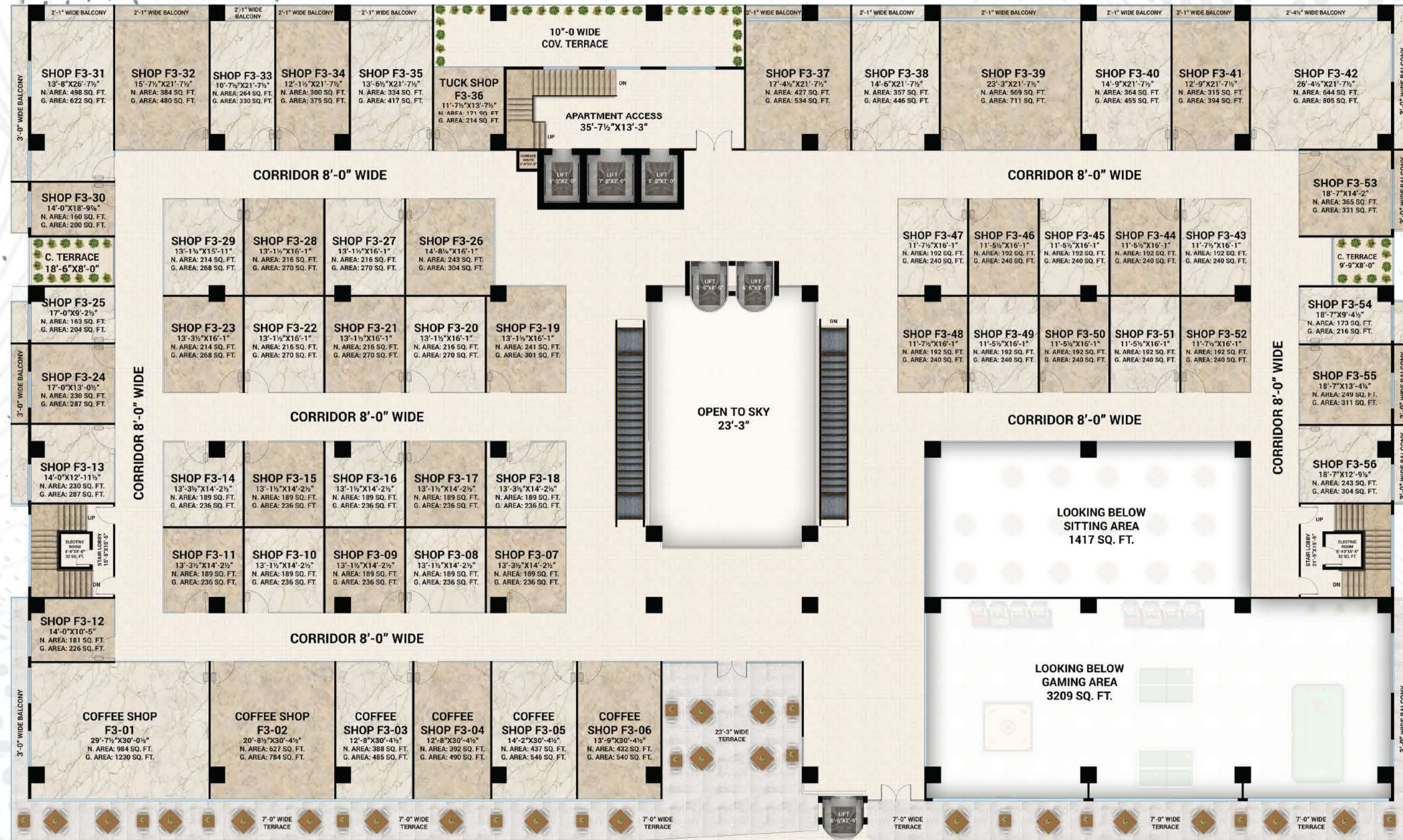


COMMERCIAL PAYMENT PLAN

Sr No.	CATEGORY	SIZE (SF Approx NET AREA)	SIZE (SF Approx GROSS AREA)	Per sqft rate	Category charges if applicable	Grand Total	Down payment 30%	Biannual x 8 at 5% each	Monthly installments 40	Possession
1	STANDARD	201	251	25,000	0	6,275,000	1,882,500	313,750	31,375	627,500
2	MAIN BOULEVARD	1,008	1,260	25,000	3,150,000	34,650,000	10,395,000	1,732,500	173,250	3,465,000
3	MAIN BOULEVARD	638	798	25,000	1,995,000	21,945,000	6,583,500	1,097,250	109,725	2,194,500
4	MAIN BOULEVARD	405	506	25,000	1,265,000	13,915,000	4,174,500	695,750	69,575	1,391,500
5	MAIN BOULEVARD	385	481	25,000	1,202,500	13,227,500	3,968,250	661,375	66,138	1,322,750
6	MAIN BOULEVARD	435	544	25,000	1,360,000	14,960,000	4,488,000	748,000	74,800	1,496,000
7	MAIN BOULEVARD	433	541	25,000	1,352,500	14,877,500	4,463,250	743,875	74,388	1,487,750
8	STANDARD CORNER & ATRIUM FACING	194	242	25,000	907,500	6,957,500	2,087,250	347,875	34,788	695,750
9	STANDARD	194	242	25,000	0	6,050,000	1,815,000	302,500	30,250	605,000
10	STANDARD CORNER	194	242	25,000	605,000	6,655,000	1,996,500	332,750	33,275	665,500
11	KIOSK CORNER	240	300	25,000	750,000	8,250,000	2,475,000	412,500	41,250	825,000
12	KIOSK STANDARD	240	300	25,000	0	7,500,000	2,250,000	375,000	37,500	750,000
13	KIOSK CORNER & ATRIUM FACING	240	300	25,000	1,125,000	8,625,000	2,587,500	431,250	43,125	862,500
14	STANDARD CORNER & ATRIUM FACING	241	301	25,000	1,128,750	8,653,750	2,596,125	432,688	43,269	865,375
15	STANDARD	219	274	25,000	0	6,850,000	2,055,000	342,500	34,250	685,000
16	STANDARD CORNER	219	274	25,000	685,000	7,535,000	2,260,500	376,750	37,675	753,500
17	STANDARD CORNER	243	304	25,000	760,000	8,360,000	2,508,000	418,000	41,800	836,000
18	FACING 60 FT ROAD	676	849	25,000	2,122,500	23,347,500	7,004,250	1,167,375	116,738	2,334,750
19	FACING 60 FT ROAD	329	411	25,000	1,027,500	11,302,500	3,390,750	565,125	56,513	1,130,250
20	FACING 60 FT ROAD	379	474	25,000	1,185,000	13,035,000	3,910,500	651,750	65,175	1,303,500
21	FACING 60 FT ROAD	574	718	25,000	1,795,000	19,745,000	5,923,500	987,250	98,725	1,974,500
22	FACING 60 FT ROAD	373	466	25,000	1,165,000	12,815,000	3,844,500	640,750	64,075	1,281,500
23	FACING 60 FT ROAD & ATRIUM	573	716	25,000	2,685,000	20,585,000	6,175,500	1,029,250	102,925	2,058,500
24	STANDARD	174	218	25,000	0	5,450,000	1,635,000	272,500	27,250	545,000
25	FACING 60 FT ROAD	349	436	25,000	1,090,000	11,990,000	3,597,000	599,500	59,950	1,199,000
26	FACING 60 FT ROAD	294	368	25,000	920,000	10,120,000	3,036,000	506,000	50,600	1,012,000
27	FACING 60 FT ROAD	401	501	25,000	1,252,500	13,777,500	4,133,250	688,875	68,888	1,377,750
28	FACING 60 FT ROAD	526	660	25,000	1,650,000	18,150,000	5,445,000	907,500	90,750	1,815,000
29	STANDARD	238	298	25,000	0	7,450,000	2,235,000	372,500	37,250	745,000
30	STANDARD	235	294	25,000	0	7,350,000	2,205,000	367,500	36,750	735,000

3rd FLOOR

3D PLAN




COMMERCIAL

PAYMENT PLAN

Sr No.	CATEGORY	SIZE (SF Approx NET AREA)	SIZE (SF Approx GROSS AREA)	Per sqft rate	Category charges if applicable	Grand Total	Down payment 30%	Biannual x 8 at 5% each	Monthly installments 40	Possession
1	MAIN BOULEVARD	984	1,230	23,000	2,829,000	31,119,000	9,335,700	1,555,950	148,186	3,111,900
2	MAIN BOULEVARD	627	784	23,000	1,803,200	19,835,200	5,950,560	991,760	99,176	1,983,520
3	MAIN BOULEVARD	388	485	23,000	1,115,500	12,270,500	3,681,150	613,525	61,353	1,227,050
4	MAIN BOULEVARD	428	535	23,000	1,230,500	13,535,500	4,060,650	676,775	67,678	1,353,550
5	MAIN BOULEVARD	425	531	23,000	1,221,300	13,434,300	4,030,290	671,715	67,172	1,343,430
6	STANDARD CORNER & ATRIUM FACING	189	236	23,000	814,200	6,242,200	1,872,660	312,110	31,211	624,220
7	STANDARD	189	236	23,000	0	5,428,000	1,628,400	271,400	25,848	542,800
8	STANDARD CORNER	189	236	23,000	542,800	5,970,800	1,791,240	298,540	28,432	597,080
9	STANDARD	181	226	23,000	0	5,198,000	1,559,400	259,900	25,990	519,800
10	STANDARD	230	287	23,000	0	6,601,000	1,980,300	330,050	31,433	660,100
11	STANDARD CORNER & ATRIUM FACING	241	301	23,000	1,038,450	7,961,450	2,388,435	398,073	39,807	796,145
12	STANDARD	216	270	23,000	0	6,210,000	1,863,000	310,500	31,050	621,000
13	STANDARD CORNER	214	268	23,000	616,400	6,780,400	2,034,120	339,020	32,288	678,040
14	STANDARD	163	204	23,000	0	4,692,000	1,407,600	234,600	22,443	469,200
15	STANDARD CORNER	243	304	23,000	699,200	7,691,200	2,307,360	384,560	36,456	769,120
16	STANDARD	160	200	23,000	0	4,600,000	1,380,000	230,000	23,000	460,000
17	FACING 60 FT ROAD	495	619	23,000	1,423,700	15,660,700	4,698,210	783,035	74,575	1,566,070
18	FACING 60 FT ROAD	384	480	23,000	1,104,000	12,144,000	3,643,200	607,200	57,829	1,214,400
19	FACING 60 FT ROAD	264	330	23,000	759,000	8,349,000	2,504,700	417,450	39,757	834,900
20	FACING 60 FT ROAD	300	375	23,000	862,500	9,487,500	2,846,250	474,375	45,179	948,750
21	FACING 60 FT ROAD	334	417	23,000	959,100	10,550,100	3,165,030	527,505	50,239	1,055,010
22	FACING 60 FT ROAD	171	214	23,000	492,200	5,414,200	1,624,260	270,710	25,782	541,420
23	FACING 60 FT ROAD	427	534	23,000	1,228,200	13,510,200	4,053,060	675,510	64,334	1,351,020
24	FACING 60 FT ROAD	357	446	23,000	1,025,800	11,283,800	3,385,140	564,190	53,732	1,128,380
25	FACING 60 FT ROAD	569	711	23,000	1,635,300	17,988,300	5,396,490	899,415	85,659	1,798,830
26	FACING 60 FT ROAD	364	455	23,000	1,046,500	11,511,500	3,453,450	575,575	54,817	1,151,150
27	FACING 60 FT ROAD	315	394	23,000	906,200	9,968,200	2,990,460	498,410	47,468	996,820
28	FACING 60 FT ROAD	644	805	23,000	1,851,500	20,366,500	6,109,950	1,018,325	96,983	2,036,650
29	STANDARD CORNER	192	240	23,000	552,000	6,072,000	1,821,600	303,600	28,914	607,200
30	STANDARD	192	240	23,000	0	5,520,000	1,656,000	276,000	26,286	552,000
31	STANDARD CORNER & ATRIUM FACING	192	240	23,000	828,000	6,348,000	1,904,400	317,400	31,740	634,800
32	STANDARD	265	331	23,000	0	7,613,000	2,283,900	380,650	38,065	761,300
33	STANDARD	173	216	23,000	0	4,968,000	1,490,400	248,400	23,657	496,800
34	STANDARD	249	311	23,000	0	7,153,000	2,145,900	357,650	34,062	715,300
35	STANDARD	243	304	23,000	0	6,992,000	2,097,600	349,600	33,295	699,200

4th FLOOR 3D PLAN



COMMERCIAL PAYMENT PLAN

Sr No. / CATEGORY	SIZE (SF Approx NET AREA)	SIZE (SF Approx GROSS AREA)	Per sqft rate	Category charges if applicable	Grand Total	Down payment 30%	Biannual x 8 at 5% each	Monthly installments 40	Possession	
1	MAIN BOULEVARD	205	256	20,000	512,000	5,632,000	1,689,600	281,600	28,160	563,200
2	MAIN BOULEVARD	170	212	20,000	424,000	4,664,000	1,399,200	233,200	23,320	466,400
3	MAIN BOULEVARD	165	206	20,000	412,000	4,532,000	1,359,600	226,600	22,660	453,200
4	MAIN BOULEVARD	168	210	20,000	420,000	4,620,000	1,386,000	231,000	23,100	462,000
5	MAIN BOULEVARD	163	204	20,000	408,000	4,488,000	1,346,400	224,400	22,440	448,800
6	MAIN BOULEVARD	225	281	20,000	562,000	6,182,000	1,854,600	309,100	30,910	618,200
7	MAIN BOULEVARD	231	288	20,000	576,000	6,336,000	1,900,800	316,800	31,680	633,600
8	MAIN BOULEVARD	235	293	20,000	586,000	6,446,000	1,933,800	322,300	32,230	644,600
9	MAIN BOULEVARD	255	318	20,000	636,000	6,996,000	2,098,800	349,800	34,980	699,600
10	MAIN BOULEVARD	215	268	20,000	536,000	5,896,000	1,768,800	294,800	29,480	589,600
11	MAIN BOULEVARD	219	272	20,000	544,000	5,984,000	1,795,200	299,200	29,920	598,400
12	MAIN BOULEVARD	220	275	20,000	550,000	6,050,000	1,815,000	302,500	30,250	605,000
13	MAIN BOULEVARD	266	332	20,000	664,000	7,304,000	2,191,200	365,200	36,520	730,400
14	STANDARD	130	162	20,000	0	3,240,000	972,000	162,000	16,200	324,000
15	STANDARD	136	170	20,000	0	3,400,000	1,020,000	170,000	17,000	340,000
16	STANDARD CORNER	210	262	20,000	524,000	5,764,000	1,729,200	288,200	28,820	576,400
17	STANDARD	175	218	20,000	0	4,360,000	1,308,000	218,000	21,800	436,000
18	STANDARD CORNER & ATRIUM FACING	245	306	20,000	918,000	7,038,000	2,111,400	351,900	35,190	703,800
19	STANDARD CORNER & ATRIUM FACING	175	219	20,000	657,000	5,037,000	1,511,100	251,850	25,185	503,700
20	STANDARD	180	225	20,000	0	4,500,000	1,350,000	225,000	22,500	450,000
21	STANDARD	192	238	20,000	0	4,760,000	1,428,000	238,000	23,800	476,000
22	STANDARD CORNER	189	235	20,000	470,000	5,170,000	1,551,000	258,500	25,850	517,000
23	STANDARD	110	137	20,000	0	2,740,000	822,000	137,000	13,700	274,000
24	STANDARD CORNER	189	235	20,000	470,000	5,170,000	1,551,000	258,500	25,850	517,000
25	STANDARD	192	238	20,000	0	4,760,000	1,428,000	238,000	23,800	476,000
26	STANDARD	180	225	20,000	0	4,500,000	1,350,000	225,000	22,500	450,000
27	STANDARD CORNER & ATRIUM FACING	175	219	20,000	657,000	5,037,000	1,511,100	251,850	25,185	503,700
28	STANDARD CORNER & ATRIUM FACING	245	306	20,000	918,000	7,038,000	2,111,400	351,900	35,190	703,800
29	STANDARD	175	218	20,000	436,000	4,796,000	1,438,800	239,800	23,980	479,600
30	STANDARD	175	218	20,000	0	4,360,000	1,308,000	218,000	21,800	436,000
31	STANDARD CORNER	210	262	20,000	524,000	5,764,000	1,729,200	288,200	28,820	576,400
32	STANDARD	165	208	20,000	0	4,160,000	1,248,000	208,000	20,800	416,000
33	STANDARD CORNER	245	308	20,000	616,000	6,776,000	2,032,800	338,800	33,880	677,600
34	STANDARD	203	256	20,000	0	5,120,000	1,536,000	256,000	25,600	512,000
35	STANDARD CORNER & ATRIUM FACING	280	350	20,000	1,050,000	8,050,000	2,415,000	402,500	40,250	805,000
36	STANDARD CORNER & ATRIUM FACING	200	250	20,000	750,000	5,750,000	1,725,000	287,500	28,750	575,000
37	STANDARD	203	255	20,000	0	5,100,000	1,530,000	255,000	25,500	510,000
38	STANDARD	220	275	20,000	0	5,500,000	1,650,000	275,000	27,500	550,000
39	STANDARD CORNER	226	281	20,000	562,000	6,182,000	1,854,600	309,100	30,910	618,200
40	STANDARD	180	225	20,000	0	4,500,000	1,350,000	225,000	22,500	450,000
41	STANDARD	205	255	20,000	0	5,100,000	1,530,000	255,000	25,500	510,000
42	STANDARD	205	256	20,000	0	5,120,000	1,536,000	256,000	25,600	512,000
43	KIOSK CORNER	134	167	20,000	334,000	3,674,000	1,102,200	183,700	18,370	367,400
44	KIOSK	134	167	20,000	0	3,340,000	1,002,000	167,000	16,700	334,000
45	FACING 60 FT ROAD	230	287	20,000	574,000	6,314,000	1,894,200	315,700	31,570	631,400
46	FACING 60 FT ROAD	185	231	20,000	462,000	5,082,000	1,524,600	254,100	25,410	508,200

6th to 12th FLOOR

3D PLAN



RESIDENTIAL

PAYMENT PLAN

Sr No.	CATEGORY	SIZE (SF Approx NET AREA)	SIZE (SF Approx GROSS AREA)	Per sqft rate	Category charges if applicable	Grand Total	Down payment 20%	Biannual x 8 at 5% each	Monthly installments 40	Possession
1	MAIN BOULEVARD	373	466	13,750	0	6,407,500	1,281,500	320,375	48,056	640,750
2	FACING 60 FT ROAD	370	462	13,750	635,250	6,987,750	1,397,550	349,388	52,408	698,775
3	FACING 60 FT ROAD	390	487	13,750	669,625	7,365,875	1,473,175	368,294	55,244	736,588
4	STANDARD	430	537	13,750	0	7,383,750	1,476,750	369,188	55,378	738,375
5	FACING 60 FT ROAD	400	500	13,750	687,500	7,562,500	1,512,500	378,125	56,719	756,250
6	STANDARD	450	562	13,750	0	7,727,500	1,545,500	386,375	57,956	772,750
7	MAIN BOULEVARD	414	517	13,750	710,875	7,819,625	1,563,925	390,981	58,647	781,963
8	STANDARD	456	570	13,750	0	7,837,500	1,567,500	391,875	58,781	783,750
9	MAIN BOULEVARD	417	521	13,750	716,375	7,880,125	1,576,025	394,006	59,101	788,013
10	MAIN BOULEVARD	430	537	13,750	738,375	8,122,125	1,624,425	406,106	60,916	812,213
11	FACING 60 FT ROAD	438	547	13,750	752,125	8,273,375	1,654,675	413,669	62,050	827,338
12	FACING 60 FT ROAD	439	549	13,750	754,875	8,303,625	1,660,725	415,181	62,277	830,363
13	STANDARD	485	605	13,750	0	8,318,750	1,663,750	415,938	62,391	831,875
14	FACING 60 FT ROAD	443	554	13,750	761,750	8,379,250	1,675,850	418,963	62,844	837,925
15	STANDARD	492	615	13,750	0	8,456,250	1,691,250	422,813	63,422	845,625
16	STANDARD	494	617	13,750	0	8,483,750	1,696,750	424,188	63,628	848,375
17	STANDARD	495	618	13,750	0	8,497,500	1,699,500	424,875	63,731	849,750
18	MAIN BOULEVARD	450	562	13,750	772,750	8,500,250	1,700,050	425,013	63,752	850,025
19	MAIN BOULEVARD	475	593	13,750	815,375	8,969,125	1,793,825	448,456	67,268	896,913
20	MAIN BOULEVARD	480	600	13,750	825,000	9,075,000	1,815,000	453,750	68,063	907,500
21	MAIN BOULEVARD	482	602	13,750	827,750	9,105,250	1,821,050	455,263	68,289	910,525
22	STANDARD	538	672	13,750	0	9,240,000	1,848,000	462,000	69,300	924,000
23	STANDARD	539	673	13,750	0	9,253,750	1,850,750	462,688	69,403	925,375
24	FACING 60 FT ROAD & CORNER	525	656	13,750	1,353,000	10,373,000	2,074,600	518,650	77,798	1,037,300
25	MAIN BOULEVARD	650	812	13,750	1,116,500	12,281,500	2,456,300	614,075	92,111	1,228,150
1	STANDARD	685	855	13,750	0	11,756,250	2,351,250	587,813	88,172	1,175,625
2	STANDARD	705	880	13,750	0	12,100,000	2,420,000	605,000	90,750	1,210,000
3	STANDARD	800	1,000	13,750	0	13,750,000	2,750,000	687,500	103,125	1,375,000
4	FACING 60 FT ROAD	800	1,000	13,750	1,375,000	15,125,000	3,025,000	756,250	113,438	1,512,500
5	FACING 60 FT ROAD	859	1,074	13,750	1,476,750	16,244,250	3,248,850	812,213	121,832	1,624,425
6	FACING 60 FT ROAD & CORNER	875	1,094	13,750	2,256,375	17,298,875	3,459,775	864,944	129,742	1,729,888
7	MAIN BOULEVARD & CORNER	940	1,175	13,750	2,423,438	18,579,688	3,715,938	928,984	139,348	1,857,969
1	MAIN BOULEVARD & CORNER	1,210	1,510	13,750	3,114,375	23,876,875	4,775,375	1,193,844	179,077	2,387,688

14th FLOOR

3D PLAN



PENTHOUSES

PAYMENT PLAN

Sr No. / CATEGORY	SIZE (SF Approx NET AREA)	SIZE (SF Approx GROSS AREA)	Per sqft rate	Category charges if applicable	Grand Total	Down payment 20%	Biannual x 8 at 5% each	Monthly installments 40	Possession
1 CORNER FACING 60 FEET ROAD	1,675	2,094	20,000	4,188,000	46,068,000	9,213,600	2,303,400	345,510	4,606,800
2 FACING 60 FT ROAD	1,682	2,103	20,000	4,206,000	46,266,000	9,253,200	2,313,300	346,995	4,626,600
3 FACING 60 FT ROAD	1,178	1,473	20,000	2,946,000	32,406,000	6,481,200	1,620,300	243,045	3,240,600
4 FACING 60 FT ROAD	1,095	1,396	20,000	2,792,000	30,712,000	6,142,400	1,535,600	230,340	3,071,200
5 CORNER FACING 60 FEET ROAD	1,090	1,363	20,000	2,726,000	29,986,000	5,997,200	1,499,300	224,895	2,998,600
6 STANDARD	957	1,196	20,000	0	26,312,000	5,262,400	1,315,600	197,340	2,631,200
7 STANDARD	1,753	2,191	20,000	0	48,202,000	9,640,400	2,410,100	361,515	4,820,200
8 CORNER MAIN BOULEVARD	1,661	2,076	20,000	4,152,000	45,672,000	9,134,400	2,283,600	342,540	4,567,200
9 MAIN BOULEVARD	1,262	1,578	20,000	3,156,000	34,716,000	6,943,200	1,735,800	260,370	3,471,600
10 MAIN BOULEVARD	1,233	1,541	20,000	3,082,000	33,902,000	6,780,400	1,695,100	254,265	3,390,200
11 CORNER MAIN BOULEVARD	1,346	1,683	20,000	3,366,000	37,026,000	7,405,200	1,851,300	277,695	3,702,600
12 STANDARD	1,786	2,233	20,000	0	44,660,000	8,932,000	2,233,000	334,950	4,466,000